

BEAUTIFUL BAGS

N
G
V

From backpacks to purses, bags come in all shapes and sizes. These drawstring bags were made about 100 years ago by the Hazara people from Afghanistan. A drawstring purse has two strings at the top which you pull to close. The Hazara people decorated their purses by creating patterns made up of rhombus shapes using colourful embroidery stitching. They also used tiny glass beads and lots of pompoms to decorate their bags.

A rhombus is a shape with four sides that all have the same length, like a kite or a diamond.


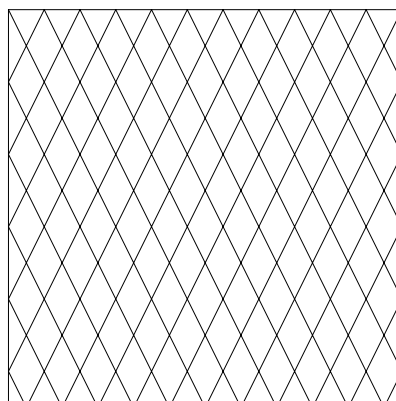
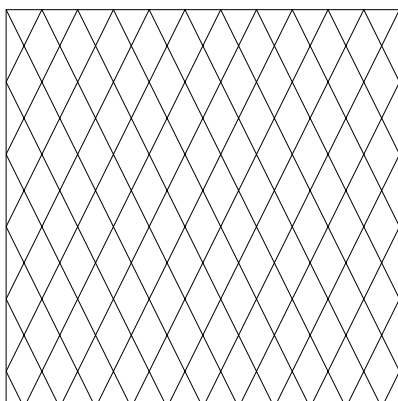


Create a rhombus inspired design!

You will need:

- * Markers or coloured pencils
- * A ruler

Use bright colours and rhombus shapes to create a design. Choose your favourite design to decorate the bag on the next page. Look at the pattern details on the bags above for inspiration.



(left to right)
Hazara people, *Bag* late 19th century–mid 20th century, National Gallery of Victoria, Melbourne.
Hazara people, *Bag* late 19th century–mid 20th century, National Gallery of Victoria, Melbourne.
Hazara people, *Bag* (late 19th century–mid 20th century), National Gallery of Victoria, Melbourne.

SUPPORTED BY

Spotlight
Foundation

Finish this bag with your rhombus pattern.
Don't forget to add pompoms and beads!

