

PLASTICINE PALS

WITH ASHLEY RONNING

Are your toys some of your best friends? Maybe you like to pretend to go on adventures together and use your imagination to create exciting stories, just like fairytales!

Ashley Ronning lives in Naarm (Melbourne). She is an artist and an illustrator. Since Ashley was a child, she has loved to make art that tells a story, just like a picture book. Sometimes her art tells a story about herself and the things she likes and other times she will make art about her friends.



Let's use plasticine to create a miniature animal. Take a moment to slow your body down and think with your hands when you shape the plasticine to make your animal. Your finished plasticine pal can be taken home to play with or given to a friend to treasure.

You will need:

- * A blob of modelling clay
- * Clay tools to decorate

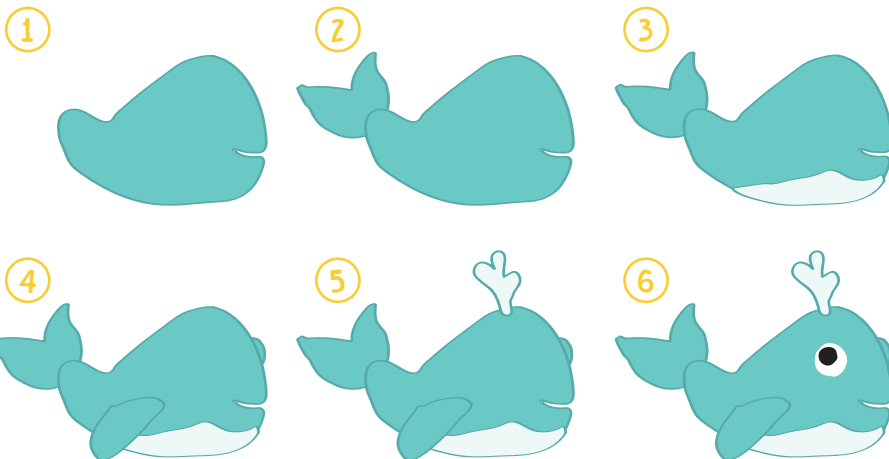

Hey parents and carers!

This activity is great for creative thinking, finger-strengthening and helps develop fine motor skills. Ask your child to try rolling, patting and pinching the clay.


Choose an animal below and follow the steps.

You can also make your own animal. Adding eyes to a blob of clay can instantly make a creature!


WHALE



CAT



SNAIL



octopus wombat kitten snake caterpillar dog octopus wombat kitten snake caterpillar

dog caterpillar snake kitten wombat octopus dog caterpillar snake kitten wombat